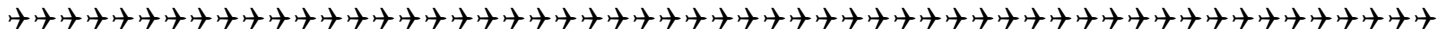




# Squadron News August 2021

An AMA Gold Club

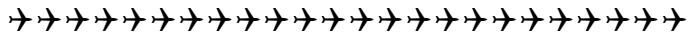


## Newsletter Editor.

Hello everyone, I'm John Lawyer and I am going to be taking over as the newsletter editor. I will admit I am terrible with names, so if I get your name wrong in the newsletter I apologize beforehand. If I get other facts wrong, I apologize. If you send me an email or hand me a note on any corrections, I will be glad to get it into the next newsletter. Besides, that will help me to take up space in the newsletter also. © You can contact me at [jlawyer41@att.net](mailto:jlawyer41@att.net) or 765-918-7229

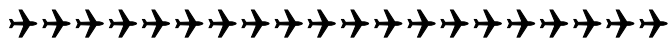
I will always be happy to take input from anyone for the newsletter.

P.S. Pictures of your latest bird or project are always welcome



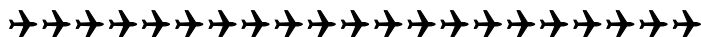
## Upcoming Club Events

September 1 - Monthly club meeting at the field. 7:30 pm  
October 6 - Monthly club meeting at the field. 7:30 pm  
October 16 - 14th Annual Blacksheep Warbird Fly In. AMA Sanction 10906.



## Upcoming Area Events

September 2 thru 4 - Indiana Warbird Campaign at AMA headquarters  
September 25 - All Electric Fly in and Swapmeet at Indianapolis RC Modelers, Morristown.



## August 2021 Meeting Minutes

*Recorded by Tom Carlyle, Secretary*

The August 2021 club meeting was held on August 4, 2021 at the flying field. President Rege Hall called the meeting to order at 7:30 PM. Thirty (30) club members were in attendance.

### President's Report

- No report

### Vice President's Report

- No report

### Treasurer's Report

- Rege sent out an email to the board summarizing the balances in the various club accounts.

### Secretary's Report

- No report.

### Field Marshall's Report

- Brian Baumer reported we will start watering the runway/pits soon because there is not much rain in the forecast.

### Safety Coordinator's Report

- No report.

### New Members/Visitors

- No new members or visitors.

### Old Business

- Our NMAD event will be on Saturday, August 14, 2021. We will support HVAF again this year.
- Friday, August 13 will be a work day to clean up the field and mow the grass.
- The event will include:
  - Raffles - we have some raffle prizes; we need more.
  - Members are encouraged to visit local businesses to request raffle prize donations.
  - Members are encouraged to donate new or like new items for the raffle.
- We'll hold 50-50 drawings in addition to the raffle.

- A video monitor will be set up to allow attendees to view the what the FPV pilots are seeing.
- BBQ lunch – donated by Bill Clontz; lunch will include a BBQ sandwich (pulled pork or pulled chicken), 2 sides, chips, and drink. The cost will be \$10 per plate.
  - Members/spouses/family members are encouraged to volunteer to serve the food.
- A Flag Raising ceremony will be held at 10:00 a.m.
  - We need a couple more military veterans to volunteer for the flag raising team.
- We'll have a memorial following the flag raising and dedicate the event in the memory of our recently deceased club members.
- The Indy Biplane club is scheduled to make a fly-over just after 10:00 a.m. as part of the dedication.
- Noon-time flying demonstrations are planned.
- Flight stations will be set up (nets denoting the pilot stations).
  - RC pilots are strongly encouraged to have a spotter with them while flying.
- We'll also have flight stations setup for training flights so members of the public can fly and RC plane with an instructor.
  - We need volunteers to act as instructor pilots.
  - The club has a Timber we can use; members are encouraged to bring a trainer, or suitable aircraft, to let members of the public fly with instructors.
- Members are encouraged to bring along plenty of planes and put them out for show.
- Members are encouraged to donate old Model Aviation magazines, or other RC magazines so we can give them away.
- Chuck Lofton (Channel 13) has told us he plans to come out, along with a video team, but we do not have confirmation of that.
- We'll contact Waste Management to see if they will bush-hog the high grass to the west end of the parking lot so we can use it for member/visitor parking.
- AMA HQ representatives and HVAF representatives (staff or senior management) may be present at times during the event.
  - Please show them the utmost courtesy; let Rege Hall or John Louden know if you bump into someone from either organization.
- The Warbird Fly In will be Saturday, October 16, 2021.

#### New Business

- No new business

#### Show and Tell

- No show and tell, however there were plenty of planes present and lots of flights made during the evening.

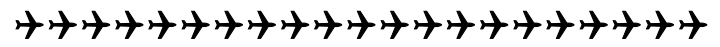
#### Raffle

- No raffle was conducted.

With no further club business, the meeting was adjourned.

The September club meeting will be held on Wednesday, September 1<sup>st</sup> at the Flying Field Clubhouse.

One last reminder, please support your local hobby stores. Special thanks go out HobbyTown USA in Castleton for extending a discount to our club for our monthly and year end raffle prizes.



## Message from the President.

From the President:

Thanks to everyone who helped at the NMAD event on the 14th of August. Weather was great, flying was great, food was great, an all around great day. Our final total to support HVAF is \$6,095.00! Lots of spectators and lots of flying, again, thanks to all! There are many photos and stories on the website if you have not checked it out.

Remember our 14th Annual Warbird flying is 16-Oct and will be here before you know it. I have seen many new warbirds from members, so looking forward to a big show. Maybe a pre-warbird Saturday in September to get ready? Indiana Warbird Campaign at Muncie is 2 thru 4-Sep and Indianapolis RC Modelers at Morristown are hosting their All Electric Fun Fly and Swap Shop on the 26th.

Reading an AMA message this week, I came across an interesting micro project that might be fun for gym flying in the winter. It is a golden age of flying racer that can be built easily and uses radio gear from one of the E-Flite micro planes. You can download the planes for free on the link from the e-mail message or go to AMA's Park Flyer section. <https://www.theparkpilot.org/falconspecial>



#### TECHNICAL

#### Build It: Mike Abernathy's Falcon Special

Mike Abernathy's rendition of the full-scale Goodyear/Formula 1 air racer, Falcon Special, is a 1/17-scale Depron foam, electric-powered RC airplane that was inspired by the Bob Selman Designs Boo Ray Cassutt. Read on to learn how to build it, and [download free plans at TheParkPilot.org!](https://www.theparkpilot.org)

free plans

If you are looking for graphics for your new r/c project or reviving an older one, try Callie Graphics. She is from a modeling family, I flew r/c with her dad many years ago in Albuquerque. She has lots to choose from and will do custom work for any size plane. She did the Bud Light Laser graphics for my 125" Extreme Flight Laser. Most reasonable prices for top quality graphics. [Callie Graphics \(callie-graphics.com\)](http://callie-graphics.com)

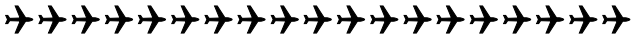


# CALLIE GRAPHICS

Custom Graphics for R/C Models

I hope everyone is surviving the heat stretch we are in, despite only one rain in weeks, field still looks in good shape. Remember to hydrate if you are at the field in the hot weather and stay in the shade. There is cool water in the cooler next to the north fridge and cups in the cabinet. There is bottled water in the north fridge as well. Hope to see you at the meeting, come enjoy some hangar flying and maybe even get a flight in.

Rege



**BLACKSHEEP R/C MODELERS**  
**14<sup>TH</sup> ANNUAL WARBIRD FLY IN**  
**SATURDAY 16-OCT-2021**

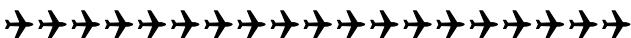


Corsair Field / Danville, IN

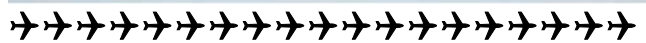
- Warbirds of all vintages and sizes
- Pilots & Directors Choice awards
- Pilots drawing and open raffles
- \$10 landing fee includes one lunch ticket

- AMA Sanctioned event # 10906
- Lunch: burgers, hotdogs, chips and drink
- Additional lunch tickets are \$5 each
- 700 ft x 80 ft grass runway
- Rain date is Sunday 17-Oct-21

Website: [www.blacksheepclub.org](http://www.blacksheepclub.org)



Couple photos form Hoosier Dawn Patrol



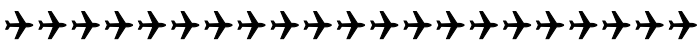
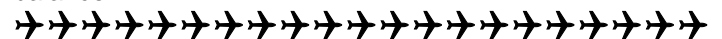
Funnies for the Month



turning and a detailed prop just looks good. Listed here a few simple steps and ideas.

- 1) Check the prop and balance if required.
- 2) For larger props 1" and ¼" tape looks pretty good, and for smaller props ¾" and 1/8" tape look pretty good. You can use masking tape or some type of vinyl tape (the vinyl tape gives a finer line).
- 3) Start by cleaning the blade tips with rubbing alcohol or something that leaves the surface squeaky clean.
- 4) Using the larger size tape, place in on the tip of the blade perpendicular to the end.
- 5) Next, place the smaller tape right next to the larger width tape.
- 6) Place another piece of smaller width right next to the one you just put in place.
- 7) Next, place a piece of the wider tape next to that.
- 8) Now, remove the wider width at the tip and the second piece of thinner tape.
- 9) Lightly sand the 1" and ¼" exposed area with 400 grit or similar sanding paper.
- 10) Do the same to the other prop tip.
- 11) Mask off in between the areas to be sprayed.
- 12) Using Krylon or similar fast drying paint, color of your choice (white, red or yellow show up well), spray a light coat on the exposed areas, when this coat is tacky, spray a final coat attaining a glossy wet look.
- 13) Remove the tape that was left in place before the paint dries and set the prop aside to dry.
- 14) Now, check the balance again and you are good to go.

If you decide to go further and paint the entire prop, lightly sand the entire prop and then paint the face of the prop (the face of the prop is the side of the prop that the pilot sees when setting in the cockpit) flat black. The airfoil side of the prop is usually dove gray, white or can be a color that matches your airplane. Once the entire prop is painted you can add prop manufacture decals and then paint the tips as listed above. To balance the prop, if required, spray flat black paint on the light side of the prop and then re-check balance.



## Prop detailing and tip painting

When finishing your latest pride and joy, or you just want to class up a plane already flying, most people forget about the prop. A prop with painted tips is safer in the fact that it aides you in see the prop arc as the prop is

Editor: John Lawyer

**\*\*\* Till next month may all your landings be wheels down. \*\*\***